

SUMMER

WELDING CYLINDER CARTS



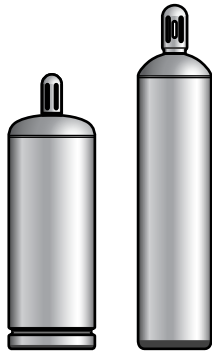
**A Full Range of
Heavy Duty
Cylinder Carts
for the
Piping Trades**



Cylinder-to-Cart Cross Reference



Use this guide to select the Sumner welding cylinder cart that best matches your needs! (Cylinders not sold.)



For

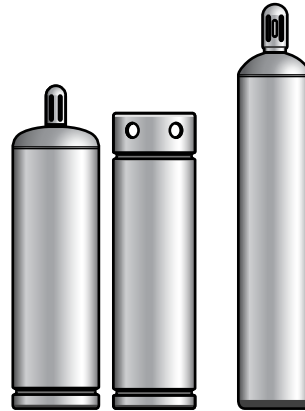
40
cu. ft.
acetylene

and

50 to 80
cu. ft.
oxygen

cylinders, chose

**Sumner Model #108
Cylinder Cart** (page 5)



For

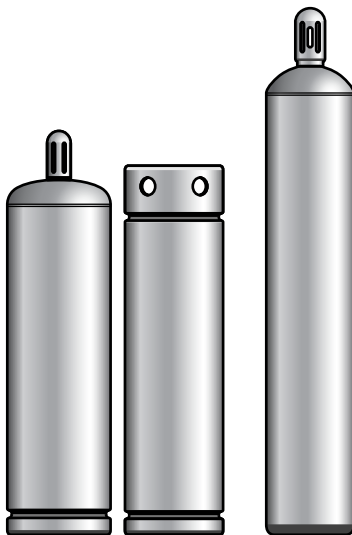
75
cu. ft.
acetylene

and

80 to 150
cu. ft.
oxygen

cylinders, chose

**Sumner Model #112
Cylinder Carts** (page 5)



For

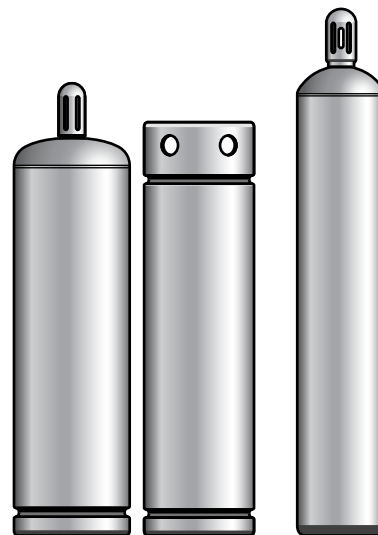
145
cu. ft.
acetylene

and

244 to 330
cu. ft.
(K, H, T)
oxygen

cylinders, chose

**Sumner Model #112 or #209
Cylinder Carts** (pages 3 and 5)



For

210 to 420
cu. ft.
acetylene

and

244 to 330
cu. ft.
(K, H, T)
oxygen

cylinders, chose

**Sumner Model #213
Cylinder Carts** (page 4)

Medium Range, High Rail Cylinder Cart (Model #209)

Ideal for handling two tanks (a 244–330 cu ft oxygen and a 145 cu ft acetylene 9-1/4" diameter tank). High rail design contains cylinders while moving about job sites. This cart comes with 9 x 18" (22.9 x 45.7 cm) base plate and a large, open tool tray as standard equipment. Options include safety chain or steel containment bar and a range of wheels.



209-10S Safety Chain
Wheels Shown: 779011*



209-10P Safety Chain
Wheels Shown: 779027*



209-14S Safety Chain
Wheels Shown: 779028*



209-16P Safety Chain
Wheels Shown: 779107*



209-10SB Steel
Containment Bar
Wheels Shown: 779011*



209-10PB Steel
Containment Bar
Wheels Shown: 779027*



209-14SB Steel
Containment Bar
Wheels Shown: 779028*



209-16PB Steel
Containment Bar
Wheels Shown: 779107*



209-14SB-LE Lifting
Eye**, Divider Wall &
Double Containment
Bars
Wheels Shown: 779028*



209-16PB-LE Lifting
Eye**, Firewall*** &
Double Containment
Bars
Wheels Shown: 779107*

Medium and Full Range Cylinder Cart specifications are on page 6.

* See page 6 for wheel information.

** Lifting eye carts comply with ASME B30.20, AWS D14.1 and AISC codes.

***Fire-rated wall complies with OSHA 1926.350 & OSHA 1910.253.

Full Range, High Rail Cylinder Cart (Model #213)

The high rail feature secures tanks on to the cart while moving around job site situations. Full range cart holds one 244–330cu ft (9-1/4") oxygen tank and one 210–420 cu ft (13-1/2") acetylene tank. Equipped with 13 x 25" (33 x 63 cm) base plate and a large, open tool tray standard equipment. Options include safety chain or steel containment bar and a range of wheels.



213-14S Safety Chain
Wheels Shown: 779028*



213-16P Safety Chain
Wheels Shown: 779107*



213-14SB Steel
Containment Bar
Wheels Shown: 779028*



213-16PB Steel
Containment Bar
Wheels Shown: 779107*



213-14SB-LE Lifting
Eye**, Divider Wall &
Double Containment
Bars
Wheels Shown: 779028*



213-14SB-LE Lifting
Eye**, Firewall*** &
Double Containment
Bars
Wheels Shown: 779028*



213-16PB-LE Lifting
Eye**, Firewall*** &
Double Containment
Bars
Wheels Shown: 779107*

Medium and Full Range Cylinder Cart specifications are on page 6.

* See page 6 for wheel information.

** Lifting eye carts comply with ASME B30.20, AWS D14.1 and AISC codes.

***Fire-rated wall complies with OSHA 1926.350 & OSHA 1910.253.

Small Cylinder Cart (Model #108)

Designed to transport small cylinders up to 8-1/4" (21 cm) diameter. Perfect for moving acetylene "B" tanks or fire extinguishers around job sites. Comes with 8" rubber wheels and safety chain.



108-8S Safety Chain
Wheels Shown: 779024*

Part No.	Description	Dimensions			Weight	
		Height	Depth	Width	Lb	Kg
782375	108-8S Cylinder Cart	40.0" (101.6 cm)	12.3" (31.2 cm)	12.1" (30.7 cm)	12.0	5.5



112-10S Safety Chain
Wheels Shown: 779011*



112-10P Safety Chain
Wheels Shown: 779027*

Heavy Duty, Single Cylinder Cart (Model #112)

Popular cylinder truck can be used for gas cylinders up to 12" (30 cm) in diameter or for hauling boxes on the 7 x 14" (17.8 x 35.6 cm) base plate. Load capacity rated at 500 lb (225 Kg).

Part No.	Description	Dimensions			Weight	
		Height	Depth	Length	Lb	Kg
782385	112-10S Cylinder Cart	49.4" (125.5 cm)	18.0" (45.7 cm)	19.1" (48.6 cm)	36.0	16.4
782386	112-10P Cylinder Cart	49.4" (125.5 cm)	18.1" (46.0 cm)	20.8" (52.8 cm)	28.0	12.7

* See page 6 for wheel information.

Specifications



Model #209 Medium Range Cylinder Carts

Part No.	Description	Dimensions			Weight	
		Height	Depth	Width	Lb	Kg
782420	209-10S Cylinder Cart w/Chain	43.6" (110.7 cm)	16.9" (42.9 cm)	28.0" (71.0 cm)	48.0	21.8
782421	209-10SB Cylinder Cart w/Bar	43.6" (110.7 cm)	16.9" (42.9 cm)	28.0" (71.0 cm)	49.0	23.3
782422	209-10P Cylinder Cart w/Chain	43.6" (110.7 cm)	16.9" (42.9 cm)	29.0" (75.2 cm)	40.0	18.2
782423	209-10PB Cylinder Cart w/Bar	43.6" (110.7 cm)	16.9" (42.9 cm)	29.0" (75.2 cm)	41.0	18.6
782424	209-14S Cylinder Cart w/Chain	43.6" (110.7 cm)	16.9" (42.9 cm)	28.0" (71.0 cm)	47.0	21.4
782425	209-14SB Cylinder Cart w/Bar	43.6" (110.7 cm)	16.9" (42.9 cm)	28.0" (71.0 cm)	48.0	21.8
782426	209-16P Cylinder Cart w/Chain	43.6" (110.7 cm)	18.27" (46.4 cm)	32.5" (82.6 cm)	53.0	24.1
782427	209-16PB Cylinder Cart w/Bar	43.6" (110.7 cm)	18.27" (46.4 cm)	32.5" (82.6 cm)	54.0	24.5
782441	209-14SB-LE Cylinder Cart w/Divider	66.6" (167.6 cm)	17.0" (43.2 cm)	27.5" (69.9 cm)	69.0	31.3
782443	209-16PB-LE Cylinder Cart w/Firewall	66.0" (167.6 cm)	18.4" (46.7 cm)	32.4" (82.3 cm)	75.5	34.2

Model #213 Full Range Cylinder Carts

Part No.	Description	Dimensions			Weight	
		Height	Depth	Width	Lb	Kg
782480	213-14S Cylinder Cart w/Chain	44.6" (113.3 cm)	20.3" (51.6 cm)	31.8" (80.8 cm)	53.0	24.0
782481	213-14SB Cylinder Cart w/Bar	44.6" (113.3 cm)	20.3" (51.6 cm)	31.8" (80.8 cm)	55.0	25.0
782482	213-16P Cylinder Cart w/Chain	44.6" (113.3 cm)	22.1" (56.1 cm)	36.5" (92.7 cm)	59.0	26.8
782483	213-16PB Cylinder Cart w/Bar	44.6" (113.3 cm)	22.1" (56.1 cm)	36.5" (92.7 cm)	61.0	27.7
782491	213-14SB-LE Cylinder Cart w/Firewall	66.5" (168.9 cm)	20.5" (52.1 cm)	31.8" (80.8 cm)	100.0	45.5
782493	213-14SB-LE Cylinder Cart w/Divider	66.5" (168.9 cm)	20.5" (52.1 cm)	31.8" (80.8 cm)	84.0	38.1
782495	213-16PB-LE Cylinder Cart w/Firewall	66.5" (168.9 cm)	22.1" (56.1 cm)	36.8" (93.5 cm)	109.0	49.4

Welding Cylinder Cart Wheel List

Sumner cylinder carts come equipped with high quality wheels as specified below the photos on pages 3 through 5. The chart below lists wheel specifications and the carts on which they can be used.

Part No.	Diameter	Width	Bore	Bearing	Description	Load Capacity	Fits Sumner Cart(s)
779024	8"	1.75"	1/2"	Powder metal bushing	Semi-pneumatic	80 lb	108
779011	10"	2.75"	5/8"	Bronze bushing	Semi-pneumatic	400 lb	112, 209
779027	10"	3.5"	5/8"	Bronze bushing	Pneumatic	350 lb	112, 209
779028	14"	1.75"	5/8"	Bronze bushing	Semi-pneumatic	150 lb	209, 213
779107	16"	4.8"	1"	Powder metal bushing	Pneumatic	380 lb	209, 213



www.sumner.com

7514 Alabonson Road
Houston, Texas 77088
voice: (281) 999-6900
fax: (281) 999-6966

In Canada: 1721 Bishop Street, Unit #4
Cambridge, ON N1T 1N5
voice: (519) 623-2300
fax: (519) 623-0744

In the UK: Unit A6
Haybrook Industrial Estate
Halesfield 9
Telford, Shropshire
TF7 4QW, UK
voice: (44) 01952 586517
fax: (44) 01952 588920